



## User Guide

SF GT488 Simulation Racing Wheel

Due to continuous improvement, the actual product may differ from the manual.

This manual is for reference only.

For info or support contact us at  
**info@simulationfactory.it**

or visit us at  
**[www.simulationfactory.it](http://www.simulationfactory.it)**

## **SAFETY NOTICE**

Please read the Manual carefully before you use the racing wheel.

**Please do not open the racing wheel, otherwise the supplier will not afford warranty service.**

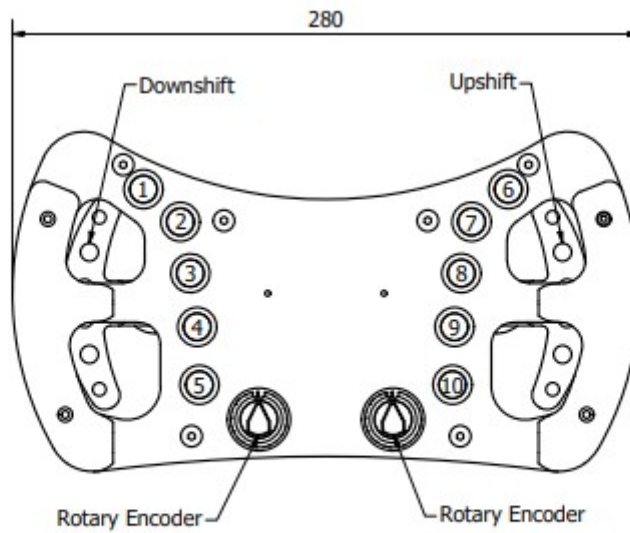
This product does not have waterproof function, please keep it away from rain, moisture and other items containing liquid such as vape, cup and so forth.

This wheel is designed for simulation use only.

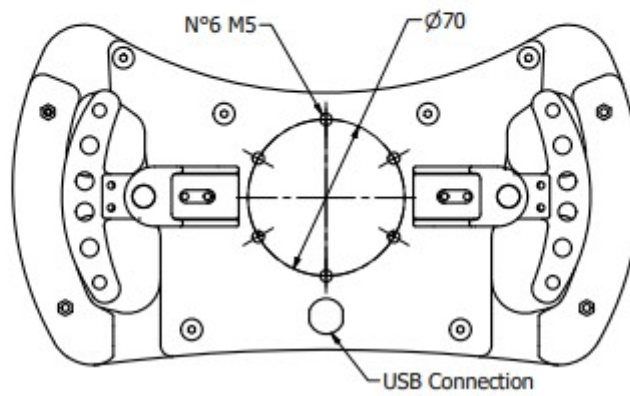
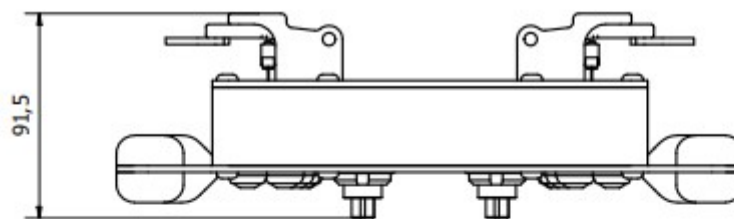
Disconnect the USB cable from both sides if you will not use this product for a long time.

Should you find any problems in your wheel, please contact us at [support@simulationfactory.it](mailto:support@simulationfactory.it), **do not repair it by yourself.**

## INTERFACE INTRODUCTION



Programmable momentary buttons from 1 to 10



## USB CONNECTION


Connect the steering wheel by only using the provided cable. Please note that the wheel connector it's keyed as the picture below, so it fits only one way.

Once the plug it's correctly seated into the body receptacle, secure it by turning the retaining ring as bottom right picture.

Try to install the USB coiled cable by wrapping it loosely on your FFB motor shaft/adaptor in such a way that it will not suffer any strain even when doing full opposite steering rotations.

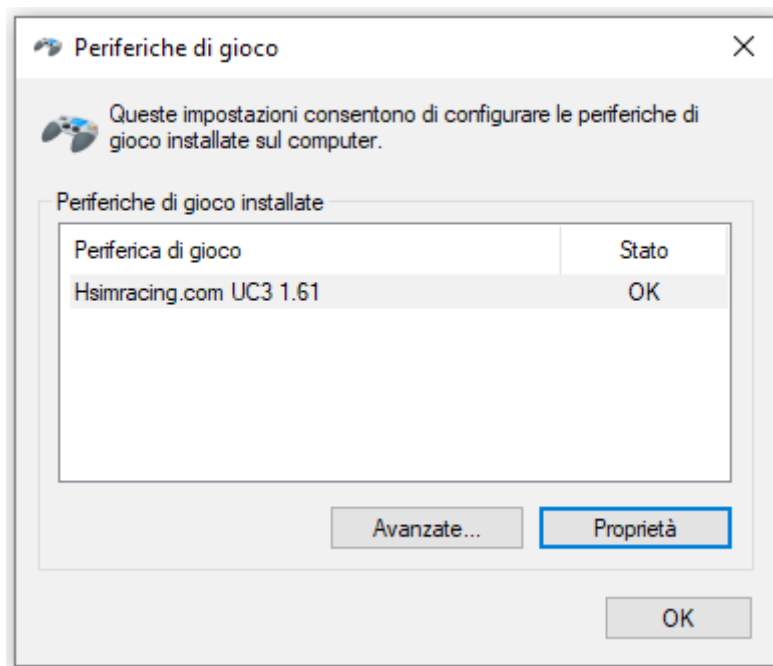
Remember to follow these instructions to prevent any kind of damage to your cable.

**IMPORTANT: do not over-tighten the ring. Just screw it completely until it stops rotating, do not apply excessive force.**



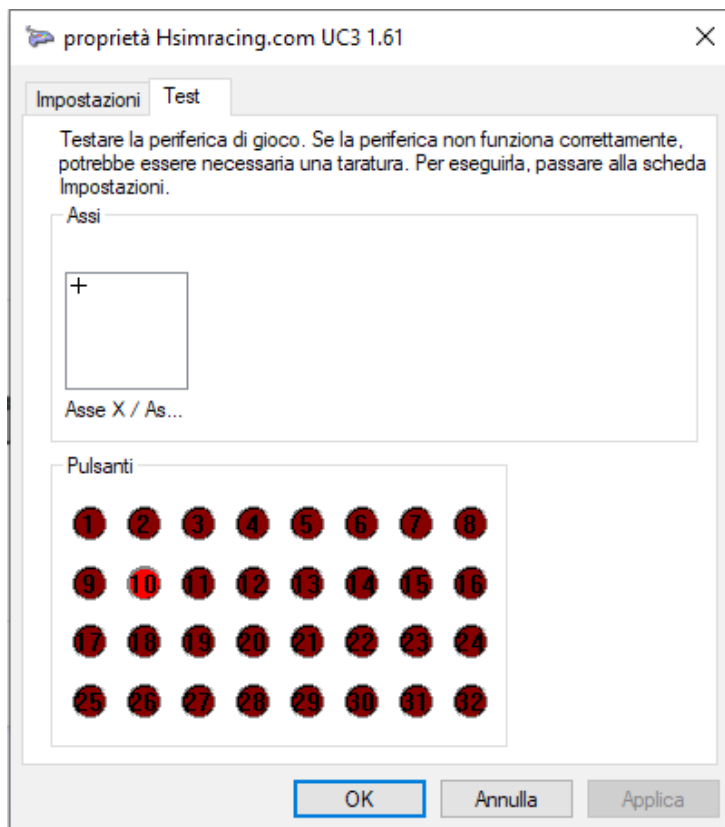
## CONNECT THE STEERING WHEEL TO YOUR PC

Connect the racing wheel to your PC with the provided coiled USB cable, wait for your computer to recognize the device and in Control Panel, access the Game Controllers window.



Click on Properties button

Press all the buttons on the steering wheel and check on the pc screen that the relevant power button turns red.





Via Caprera, 100  
56023 Cascina Loc. Navacchio (PI)

[info@simulationfactory.it](mailto:info@simulationfactory.it)  
[www.simulationfactory.it](http://www.simulationfactory.it)